

Friday, July 5, 2024

IHSG	7,221
Change (%)	0.34%
Net Foreign	784.05 B
Support	7200
Resistance	7300

Sectoral	Last
IDXBASIC.JK	1,400
IDXCYCLIC.JK	730
IDXENERGY.JK	2,449
IDXFINANCE.JK	1,372
IDXHEALTH.JK	1,408
IDXNONCYC.JK	697
IDXINDUST.JK	973
IDXINFRA.JK	1,552
IDXPROPERT.JK	596
IDXTECHNO.JK	3,243
IDXTRANS.JK	1,299

Commodities	Last	Change %
Crude Oil Aug 24	84.1	0.21%
Brent Crude Oil	87.6	0.24%
Gold Aug 24	2369.4	0.01%
Copper Sep 24	4.5	0.44%

Indeks	Close	Change %
Dow Jones Industrial Average	39,308	-0.06%
S&P 500	5,537	0.51%
NASDAQ Composite	18,188	0.88%
FTSE 100	8,241	0.86%
DAX PERFORMANCE-INDEX	18,450	0.41%
SSE Composite Index	2,958	-0.83%
HANG SENG INDEX	18,028	0.28%
Nikkei 225	40,903	-0.03%

Indikator	Tingkat
GDP Growth Rate	-0.83 percent
GDP Annual Growth Rate	5.11 percent
Unemployment Rate	4.82 percent
Inflation Rate	2.51 percent
Inflation Rate MoM	-0.08 percent
Interest Rate	6.25 percent
Balance of Trade	2927 USD Million
Current Account	-2161 USD Million
Current Account to GDP	-0.3 percent of GDP
Government Debt to GDP	39.9 percent of GDP
Government Budget	-1.65 percent of GDP
Business Confidence	14.11 points
Manufacturing PMI	50.7 points



Source: Trading View, Divisi Research Erdikha

NEWS HIGHLIGHT

- Pefindo Tetapkan Peringkat Panin Bank (PNBN) idAA
- Gudang Garam (GGRM) Puasa Bagi Dividen Tahun Ini Meski Laba Naik di 2023
- (BBCA) Beberkan Merger Dua Anak Usahanya BCA Finance dan BCA Multifinance
- RMKO Putuskan Tak Bagi Dividen, Laba 2023 Buat Modal
- Apexindo (APEX) Minta Restu Private Placement Rp1,63 Triliun

NEWS MARKET

- *SENTIMEN GLOBAL***
- * Wall Street ditutup pada hari Kamis memperingati Hari Kemerdekaan.
 - * Bursa Eropa ditutup menguat didorong oleh momentum pemilihan umum di Inggris dan sektor perbankan memimpin kenaikan.
 - * Bursa Asia ditutup mayoritas menguat setelah data ekonomi AS yang lemah dan komentar dovish dari Federal Reserve tentang inflasi meningkatkan peluang pemotongan suku bunga oleh bank sentral AS pada September, yang mendorong obligasi dan komoditas tetapi membebani dolar AS.
- *SENTIMEN DOMESTIK***
- * Faktor global juga mempengaruhi pergerakan pasar di level domestik. Rupiah terapresiasi 0.16% ke level 16,339.
 - * Imbal hasil obligasi negara tenor acuan 10 tahun naik dari 7.09% ke 7.07% dan IHSG +0.34%. Pergerakan pasar dipengaruhi oleh Rilis Data Inflasi yang dibawah konsensus pasar.
- *SENTIMEN MAKRO***
- * Kredit Perbankan Indonesia Mei Tumbuh 11.40% YoY. Bank Indonesia mencatatkan kredit perbankan tumbuh 11.40 % YoY pada bulan Mei (vs 12.30% YoY periode sebelumnya). Melambatnya pertumbuhan kredit ini disebabkan oleh meningkatnya pertumbuhan kredit investasi maupun modal kerja menjadi masing-masing 13.80% dan 10.80% YoY (vs 14.60% & 12.40 % YoY periode sebelumnya).
 - * Utang Pemerintah, Kemenkeu melaporkan utang pemerintah per 31 Mei 2024 sebesar Rp8.353,02 triliun, dengan rasio utang terhadap PDB mencapai 38,71%. Mayoritas utang terdiri dari Surat Berharga Negara (SBN) sebesar Rp7.347,5 triliun (87,96%) dan pinjaman sebesar Rp1.005,52 triliun (12,04%).
- *KOMODITAS***
- * Minyak mentah, Perdagangan Minyak mentah melemah karena setelah data ketenagakerjaan dan aktivitas bisnis AS lebih lemah dari yang diharapkan, menunjukkan tanda-tanda pelemahan ekonomi di negara konsumen minyak terbesar dunia.
 - * Emas, Perdagangan emas menguat setelah data ekonomi AS yang lebih lemah dari perkiraan meningkatkan harapan bahwa Federal Reserve dapat menurunkan suku bunga pada bulan September.
 - * CPO, Perdagangan minyak sawit berada di sekitar MYR 4,090 per ton setelah jatuh ke posisi terendah MYR 4,020 di sesi sebelumnya, terutama karena penguatan kontrak minyak kelapa sawit di Bursa Dalian karena pasar CBoT ditutup untuk hari libur.
- *PEKAN INI***
- * Pada perdagangan sebelumnya, Indeks Harga Saham Gabungan (IHSG) ditutup dengan volume lebih besar dari periode sebelumnya.
 - * IHSG diproyeksikan akan bergerak sideways di kisaran support 7.200, dan resistance 7.300.
 - * Investor asing mencatatkan net buy sebesar Rp784.05 miliar di seluruh pasar.
 - * Investor dapat mencermati dan memanfaatkan momentum di sektor perbankan, energi, consumer.
 - * Investor disarankan menggunakan strategi DCA (Dollar Cost Averaging) guna untuk meminimalisir risiko.

Source: IDX, Investing, Kontan, Reuters, RTI, Tradingeconomics.

Stock Recommendation

Stock	Last Price	Recommendation	TP 1	TP 2	Stop Loss	Commentary
PGAS	1,600	Hold	1,630	1,680	1,550	Buy on Weakness
ASSA	685	Hold	690	710	655	Bullish Continuation
ADRO	2,860	Hold	2,940	3,030	2,800	Buy on Weakness
JSMR	5,250	Hold	5,350	5,500	5,075	Bullish Continuation
BMRI	6,250	Hold	6,325	6,525	6,025	Buy on Weakness

LQ45 PRICE PERFORMANCE



Friday, July 5, 2024

CODE	PRICE	Daily (%)	PER
ESSA	790	-1.25%	19
BRIS	2,490	-0.40%	19
SIDO	750	0.67%	22
PGAS	1,600	0.00%	8
ADRO	2,860	-1.04%	3
MEDC	1,390	4.12%	7
ACES	835	1.21%	18
MBMA	610	-1.61%	196
EXCL	2,210	1.84%	18
AKRA	1,580	-0.63%	12
INKP	8,975	-1.91%	7
BBCA	9,825	-1.75%	24
PGEO	1,200	0.00%	18
BMRI	6,250	0.40%	9
PTBA	2,530	1.20%	5
BBTN	1,285	1.58%	5
CPIN	5,250	1.94%	31
UNTR	23,700	1.28%	4
ITMG	26,150	1.36%	5
ICBP	10,225	-0.49%	22
INCO	4,040	0.25%	14
INDF	6,075	-0.41%	8
AMRT	2,760	0.00%	33
MDKA	2,470	1.23%	#N/A
MTEL	675	0.00%	28
HRUM	1,210	1.26%	20
KLBF	1,470	1.03%	24
BRPT	1,260	2.86%	641
SRTG	1,465	3.53%	#N/A
BBNI	4,710	1.29%	8
GGRM	17,200	-0.86%	8
UNVR	2,920	-0.68%	23
ARTO	2,310	-3.35%	418
MAPI	1,400	-1.41%	12
ASII	4,550	-0.44%	6
BBRI	4,790	4.13%	12
INTP	7,450	-2.61%	14
TLKM	2,960	-2.31%	12
ANTM	1,325	0.76%	19
TOWR	745	0.00%	11
EMTK	420	6.06%	57
BUKA	135	3.85%	#N/A
SMGR	3,940	-2.48%	13
PTMP	120	0.00%	42
GOTO	50	0.00%	#N/A

	52 WEEK PRICE PERFORMANCE	YTD (%)
ESSA		49.06%
BRIS		43.10%
SIDO		42.86%
PGAS		41.59%
ADRO		20.17%
MEDC		20.35%
ACES		15.97%
MBMA		8.93%
EXCL		10.50%
AKRA		7.12%
INKP		7.81%
BBCA		4.52%
PGEO		2.56%
BMRI		3.31%
PTBA		3.69%
BBTN		2.80%
CPIN		4.48%
UNTR		4.75%
ITMG		1.95%
ICBP		-3.31%
INCO		-6.26%
INDF		-5.81%
AMRT		-5.80%
MDKA		-8.52%
MTEL		-4.26%
HRUM		-9.36%
KLBF		-8.70%
BRPT		-5.26%
SRTG		-10.67%
BBNI		-12.37%
GGRM		-15.38%
UNVR		-17.28%
ARTO		-20.34%
MAPI		-21.79%
ASII		-19.47%
BBRI		-16.33%
INTP		-20.74%
TLKM		-25.06%
ANTM		-22.29%
TOWR		-24.75%
EMTK		-28.81%
BUKA		-37.50%
SMGR		-38.44%
PTMP		-40.59%
GOTO		-41.86%

	PRICE	%	52W Low	CURRENT POSITION	52W High	%
ESSA	790	61%	490	▼	875	-10%
BRIS	2,490	72%	1,450	▼	2,960	-16%
SIDO	750	57%	478	▼	780	-4%
PGAS	1,600	51%	1,060	▼	1,650	-3%
ADRO	2,860	25%	2,280	▼	2,990	-4%
MEDC	1,390	56%	890	▼	1,705	-18%
ACES	835	34%	625	▼	995	-16%
MBMA	610	28%	476	▼	940	-35%
EXCL	2,210	17%	1,885	▼	2,650	-17%
AKRA	1,580	26%	1,255	▼	1,865	-15%
INKP	8,975	18%	7,600	▼	11,850	-24%
BBCA	9,825	14%	8,600	▼	10,400	-6%
PGEO	1,200	62%	740	▼	1,680	-29%
BMRI	6,250	21%	5,150	▼	7,500	-17%
PTBA	2,530	10%	2,300	▼	3,160	-20%
BBTN	1,285	9%	1,175	▼	1,610	-20%
CPIN	5,250	19%	4,410	▼	5,800	-9%
UNTR	23,700	13%	20,925	▼	28,775	-18%
ITMG	26,150	11%	23,575	▼	31,425	-17%
ICBP	10,225	7%	9,600	▼	11,925	-14%
INCO	4,040	14%	3,554	▼	6,891	-41%
INDF	6,075	4%	5,850	▼	7,550	-20%
AMRT	2,760	11%	2,490	▼	3,030	-9%
MDKA	2,470	20%	2,060	▼	3,580	-31%
MTEL	675	23%	550	▼	770	-12%
HRUM	1,210	15%	1,050	▼	1,945	-38%
KLBF	1,470	7%	1,375	▼	2,090	-30%
BRPT	1,260	68%	749	▼	1,947	-35%
SRTG	1,465	20%	1,225	▼	1,990	-26%
BBNI	4,710	11%	4,260	▼	6,250	-25%
GGRM	17,200	0%	17,125	▼	29,550	-42%
UNVR	2,920	25%	2,330	▼	4,340	-33%
ARTO	2,310	51%	1,530	▼	3,860	-40%
MAPI	1,400	13%	1,240	▼	2,070	-32%
ASII	4,550	6%	4,290	▼	6,950	-35%
BBRI	4,790	17%	4,090	▼	6,450	-26%
INTP	7,450	19%	6,275	▼	11,500	-35%
TLKM	2,960	10%	2,700	▼	4,240	-30%
ANTM	1,325	13%	1,175	▼	2,060	-36%
TOWR	745	13%	660	▼	1,130	-34%
EMTK	420	20%	350	▼	805	-48%
BUKA	135	18%	114	▼	268	-50%
SMGR	3,940	16%	3,410	▼	7,250	-46%
PTMP	120	35%	89	▼	338	-64%
GOTO	50	0%	50	▼	119	-58%

Sumber: Research Team Erdikha Elit Sekuritas

KETERANGAN

PER : PER saat ini dibawah 10 kali

YTD (%) : Kinerja harga saat ini dibandingkan dengan harga saham awal tahun 45 saham yang memiliki likuiditas tinggi dan kapitalisasi pasar

52W Low : **Harga terendah** selama 52 Minggu terakhir

52W High : **Harga tertinggi** selama 52 Minggu terakhir

LQ45 adalah Indeks yang mengukur kinerja harga dari besar serta didukung oleh fundamental perusahaan yang baik.

MSCI PRICE PERFORMANCE



Friday, July 5, 2024

CODE	PRICE	Daily (%)	PER	PRICE	52 WEEK PRICE PERFORMANCE	YTD (%)	PRICE	%	52W Low	CURRENT POSITION	52W High	%
1 AMMN	11,550	0.22%	294	AMMN		76.34%	AMMN	11,550	579%	1,700	15,000	-23%
2 TPIA	9,200	0.00%	#N/A	TPIA		75.24%	TPIA	9,200	361%	1,995	9,875	-7%
3 ADRO	2,860	-1.04%	3	ADRO		20.17%	ADRO	2,860	25%	2,280	2,990	-4%
4 INKP	8,975	-1.91%	7	INKP		7.81%	INKP	8,975	18%	7,600	11,850	-24%
5 BBKA	9,825	-1.75%	24	BBKA		4.52%	BBKA	9,825	14%	8,600	10,400	-6%
6 BMRI	6,250	0.40%	9	BMRI		3.31%	BMRI	6,250	21%	5,150	7,500	-17%
7 CPIN	5,250	1.94%	31	CPIN		4.48%	CPIN	5,250	19%	4,410	5,800	-9%
8 UNTR	23,700	1.28%	4	UNTR		4.75%	UNTR	23,700	13%	20,925	28,775	-18%
9 ICBP	10,225	-0.49%	22	ICBP		-3.31%	ICBP	10,225	7%	9,600	11,925	-14%
10 INDF	6,075	-0.41%	8	INDF		-5.81%	INDF	6,075	4%	5,850	7,550	-20%
11 AMRT	2,760	0.00%	33	AMRT		-5.80%	AMRT	2,760	11%	2,490	3,030	-9%
12 MDKA	2,470	1.23%	#N/A	MDKA		-8.52%	MDKA	2,470	20%	2,060	3,580	-31%
13 KLBF	1,470	1.03%	24	KLBF		-8.70%	KLBF	1,470	7%	1,375	2,090	-30%
14 BRPT	1,260	2.86%	641	BRPT		-5.26%	BRPT	1,260	68%	749	1,947	-35%
15 BBNI	4,710	1.29%	8	BBNI		-12.37%	BBNI	4,710	11%	4,260	6,250	-25%
16 UNVR	2,920	-0.68%	23	UNVR		-17.28%	UNVR	2,920	25%	2,330	4,340	-33%
17 ASII	4,550	-0.44%	6	ASII		-19.47%	ASII	4,550	6%	4,290	6,950	-35%
18 BBRI	4,790	4.13%	12	BBRI		-16.33%	BBRI	4,790	17%	4,090	6,450	-26%
19 TLKM	2,960	-2.31%	12	TLKM		-25.06%	TLKM	2,960	10%	2,700	4,240	-30%
ANTM	1,325	0.76%	19	ANTM		-22.29%	ANTM	1,325	13%	1,175	2,060	-36%
21 GOTO	50	0.00%	#N/A	GOTO		-41.86%	GOTO	50	0%	50	119	-58%

Sector Weights for Monday, June 3, 2024

Sector	Weight%
Financials	57.94
Materials	12.77
Consumer Staples	8.48
Communication Services	7.6
Industrials	4.59
Energy	3.85
Consumer Discretionary	3.1
Health Care	1.66

Industry Group Weights for Monday, June 3, 2024

Industry Group Name	Weight%
Banks	57.94
Materials	12.77
Telecommunication Services	7.6
Food Beverage & Tobacco	4.6
Capital Goods	4.59
Energy	3.85
Consumer Discretionary Distribution & Retail	3.1
Consumer Staples Distribution & Retail	2.62
Pharmaceuticals, Biotechnology & Life Sciences	1.66
Household & Personal Products	1.26

INDONESIA

- MSCI Global Standard Indexes List
 Additions: TPIA
 Deletions: TOWR, SMGR

- MSCI Small Cap Indexes List
 Additions: GGRM, MIKA, SMGR, ULTI, TOWR
 Deletions: AUTO, BIPI, BBKP, LPKR, ENRG, MNCN, CARE, LSIP

NEXT

May 2024 Index Review
 o Announcement date: 12 Agustus 2024
 o Effective date: 2 September 2024

Sumber: Research Team Erdikha Elit Sekuritas

KETERANGAN

- PER** : PER saat ini dibawah 10 kali
- YTD (%)** : Kinerja harga saat ini dibandingkan dengan harga saham awal tahun
- 52W Low** : Harga terendah selama 52 Minggu terakhir
- 52W High** : Harga tertinggi selama 52 Minggu terakhir

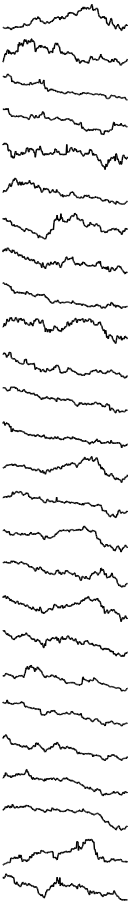


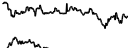




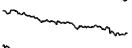













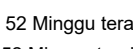
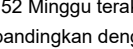


IDX80 PERFORMANCE



Friday, July 5, 2024

260

CODE	PRICE	Daily (%)	PER	52 WEEK PRICE PERFORMANCE	YTD (%)	PRICE	%	52W Low	CURRENT POSITION	52W High	%
50 SMIL	232	3.57%	24		91.74%	SMIL	232	139%	97	234	-1%
TPIA	9,200	0.00%	#N/A		75.24%	TPIA	9,200	361%	1,995	9,875	-7%
47 ESSA	790	-1.25%	19		49.06%	ESSA	790	61%	490	875	-10%
BRIS	2,490	-0.40%	19		43.10%	BRIS	2,490	72%	1,450	2,960	-16%
78 TINS	960	1.59%	#N/A		48.84%	TINS	960	85%	520	1,095	-12%
SIDO	750	0.67%	22		42.86%	SIDO	750	57%	478	780	-4%
23 PGAS	1,600	0.00%	8		41.59%	PGAS	1,600	51%	1,060	1,650	-3%
WIFI	193	0.52%	7		25.32%	WIFI	193	51%	128	218	-11%
43 JPFA	1,560	5.76%	10		32.20%	JPFA	1,560	48%	1,055	1,570	-1%
TKIM	8,925	-0.56%	6		22.26%	TKIM	8,925	46%	6,125	10,375	-14%
7 ADRO	2,860	-1.04%	3		20.17%	ADRO	2,860	25%	2,280	2,990	-4%
PNLF	322	2.55%	7		21.97%	PNLF	322	33%	242	410	-21%
15 GJTL	1,185	-1.25%	3		14.49%	GJTL	1,185	88%	630	1,490	-20%
MEDC	1,390	4.12%	7		20.35%	MEDC	1,390	56%	890	1,705	-18%
40 ACES	835	1.21%	18		15.97%	ACES	835	34%	625	995	-16%
ELSA	442	1.38%	6		13.92%	ELSA	442	31%	338	464	-5%
72 MBMA	610	-1.61%	196		8.93%	MBMA	610	28%	476	940	-35%
ISAT	10,450	-0.24%	17		11.47%	ISAT	10,450	25%	8,350	12,250	-15%
58 EXCL	2,210	1.84%	18		10.50%	EXCL	2,210	17%	1,885	2,650	-17%
AKRA	1,580	-0.63%	12		7.12%	AKRA	1,580	26%	1,255	1,865	-15%
14 INKP	8,975	-1.91%	7		7.81%	INKP	8,975	18%	7,600	11,850	-24%
JSMR	5,250	0.00%	6		7.80%	JSMR	5,250	47%	3,560	5,700	-8%
60 BBKA	9,825	-1.75%	24		4.52%	BBKA	9,825	14%	8,600	10,400	-6%
PGEO	1,200	0.00%	18		2.56%	PGEO	1,200	62%	740	1,680	-29%
55 MIKA	2,940	-2.65%	42		3.16%	MIKA	2,940	21%	2,430	3,200	-8%
ADMR	1,385	1.84%	7		1.84%	ADMR	1,385	51%	920	1,600	-13%
36 BMRI	6,250	0.40%	9		3.31%	BMRI	6,250	21%	5,150	7,500	-17%
PTBA	2,530	1.20%	5		3.69%	PTBA	2,530	10%	2,300	3,160	-20%
18 BBTN	1,285	1.58%	5		2.80%	BBTN	1,285	9%	1,175	1,610	-20%
CPIN	5,250	1.94%	31		4.48%	CPIN	5,250	19%	4,410	5,800	-9%
5 UNTR	23,700	1.28%	4		4.75%	UNTR	23,700	13%	20,925	28,775	-18%
ITMG	26,150	1.36%	5		1.95%	ITMG	26,150	11%	23,575	31,425	-17%
41 ICBP	10,225	-0.49%	22		-3.31%	ICBP	10,225	7%	9,600	11,925	-14%
CTRA	1,130	0.00%	11		-3.42%	CTRA	1,130	16%	975	1,335	-15%
31 INCO	4,040	0.25%	14		-6.26%	INCO	4,040	14%	3,554	6,891	-41%
MYOR	2,430	-0.82%	15		-2.41%	MYOR	2,430	10%	2,200	2,850	-15%
21 INDF	6,075	-0.41%	8		-5.81%	INDF	6,075	4%	5,850	7,550	-20%
AMRT	2,760	0.00%	33		-5.80%	AMRT	2,760	11%	2,490	3,030	-9%
25 MPMX	980	1.03%	8		-6.67%	MPMX	980	7%	915	1,095	-11%
HEAL	1,300	-1.14%	37		-12.75%	HEAL	1,300	23%	1,060	1,575	-17%
76 MDKA	2,470	1.23%	#N/A		-8.52%	MDKA	2,470	20%	2,060	3,580	-31%
ENRG	212	2.91%	5		-3.64%	ENRG	212	33%	159	302	-30%
59 MTEL	675	0.00%	28		-4.26%	MTEL	675	23%	550	770	-12%
HRUM	1,210	1.26%	20		-9.36%	HRUM	1,210	15%	1,050	1,945	-38%
53 MAPA	755	2.72%	15		-7.93%	MAPA	755	16%	650	1,170	-35%
BSDE	955	-0.52%	8		-11.57%	BSDE	955	10%	870	1,235	-23%
61 TBIG	1,885	0.53%	27		-9.81%	TBIG	1,885	18%	1,600	2,200	-14%
SMRA	515	0.98%	9		-10.43%	SMRA	515	7%	480	715	-28%
57 KLBF	1,470	1.03%	24		-8.70%	KLBF	1,470	7%	1,375	2,090	-30%
INDY	1,300	-0.76%	5		-9.41%	INDY	1,300	13%	1,155	2,380	-45%
70 BRPT	1,260	2.86%	641		-5.26%	BRPT	1,260	68%	749	1,947	-35%
SRTG	1,465	3.53%	#N/A		-10.67%	SRTG	1,465	20%	1,225	1,990	-26%
26 ERAA	378	0.00%	7		-11.27%	ERAA	378	16%	326	545	-31%

BBNI	4,710	1.29%	8	BBNI		-12.37%	BBNI	4,710	11%	4,260	▼	6,250	-25%
BRMS	154	1.99%	94	BRMS		-9.41%	BRMS	154	21%	127	▼	226	-32%
GGRM	17,200	-0.86%	8	GGRM		-15.38%	GGRM	17,200	0%	17,125	▼	29,550	-42%
UNVR	2,920	-0.68%	23	UNVR		-17.28%	UNVR	2,920	25%	2,330	▼	4,340	-33%
SCMA	144	2.13%	20	SCMA		-15.29%	SCMA	144	23%	117	▼	177	-19%
AUTO	2,010	1.52%	5	AUTO		-14.83%	AUTO	2,010	12%	1,795	▼	3,620	-44%
ARTO	2,310	-3.35%	418	ARTO		-20.34%	ARTO	2,310	51%	1,530	▼	3,860	-40%
PWON	376	0.53%	10	PWON		-17.18%	PWON	376	3%	366	▼	505	-26%
MNCN	326	1.24%	4	MNCN		-15.54%	MNCN	326	15%	284	▼	715	-54%
MAPI	1,400	-1.41%	12	MAPI		-21.79%	MAPI	1,400	13%	1,240	▼	2,070	-32%
ASSA	685	0.74%	22	ASSA		-13.29%	ASSA	685	12%	610	▼	1,380	-50%
ASII	4,550	-0.44%	6	ASII		-19.47%	ASII	4,550	6%	4,290	▼	6,950	-35%
BMTR	226	0.00%	5	BMTR		-15.67%	BMTR	226	13%	200	▼	388	-42%
BBRI	4,790	4.13%	12	BBRI		-16.33%	BBRI	4,790	17%	4,090	▼	6,450	-26%
INTP	7,450	-2.61%	14	INTP		-20.74%	INTP	7,450	19%	6,275	▼	11,500	-35%
TLKM	2,960	-2.31%	12	TLKM		-25.06%	TLKM	2,960	10%	2,700	▼	4,240	-30%
ANTM	1,325	0.76%	19	ANTM		-22.29%	ANTM	1,325	13%	1,175	▼	2,060	-36%
BFIN	895	2.29%	9	BFIN		-25.73%	BFIN	895	12%	800	▼	1,445	-38%
TOWR	745	0.00%	11	TOWR		-24.75%	TOWR	745	13%	660	▼	1,130	-34%
PTPP	332	-2.92%	4	PTPP		-22.43%	PTPP	332	22%	272	▼	835	-60%
BTPS	1,175	2.17%	10	BTPS		-30.47%	BTPS	1,175	18%	1,000	▼	2,350	-50%
EMTK	420	6.06%	57	EMTK		-28.81%	EMTK	420	20%	350	▼	805	-48%
BUKA	135	3.85%	#N/A	BUKA		-37.50%	BUKA	135	18%	114	▼	268	-50%
SMGR	3,940	-2.48%	13	SMGR		-38.44%	SMGR	3,940	16%	3,410	▼	7,250	-46%
PTMP	120	0.00%	42	PTMP		-40.59%	PTMP	120	35%	89	▼	338	-64%
GOTO	50	0.00%	#N/A	GOTO		-41.86%	GOTO	50	0%	50	▼	119	-58%

Sumber: Research Team Erdikha Elit Sekuritas

KETERANGAN

52W Low	:	Harga terendah selama 52 Minggu terakhir
52W High	:	Harga tertinggi selama 52 Minggu terakhir
YTD (%)	:	Kinerja harga saat ini dibandingkan dengan harga saham awal tahun
PER	:	PER saat ini dibawah 10 kali

IDX80 adalah Indeks yang mengukur kinerja harga dari 80 saham yang memiliki likuiditas tinggi dan kapitalisasi pasar besar serta didukung oleh fundamental perusahaan yang baik.

Friday, July 5, 2024

LQ 45 Performance

Top Gainer

EMTK 420 (6%)
BBRI 4,790 (4.1%)
MEDC 1,390 (4.1%)
BUKA 135 (3.8%)
SRTG 1,465 (3.5%)

Top Volume

GOTO 50 (4.9 Mn Lot)
BBRI 4,790 (4.2 Mn Lot)
BRPT 1,260 (3.5 Mn Lot)
BUKA 135 (2.8 Mn Lot)
EMTK 420 (0.9 Mn Lot)

Top Frekuensi

BBRI 4,790 (56k x)
BRPT 1,260 (30k x)
TLKM 2,960 (20k x)
BBCA 9,825 (17k x)
BMRI 6,250 (16k x)

Top Loser

ARTO 2,310 (-3.3%)
INTP 7,450 (-2.6%)
SMGR 3,940 (-2.4%)
TLKM 2,960 (-2.3%)
INKP 8,975 (-1.9%)

Top Value

BBRI 4,790 (2012.8 IDR Bn)
BBCA 9,825 (663.7 IDR Bn)
BMRI 6,250 (569.6 IDR Bn)
BRPT 1,260 (446.8 IDR Bn)
BBNI 4,710 (290.6 IDR Bn)

All Stock Performance

Top Gainer

TELE 3 (50%)
VKTR 126 (34%)
SMLE 76 (31%)
KREN 5 (25%)
BAIK 66 (22.2%)

Top Volume

ATLA 82 (33.6 Mn Lot)
FREN 30 (18.7 Mn Lot)
BBKP 56 (5.3 Mn Lot)
GOTO 50 (4.9 Mn Lot)
BBRI 4,790 (4.2 Mn Lot)

Top Frekuensi

ATLA 82 (121k x)
BBRI 4,790 (56k x)
BRPT 1,260 (30k x)
BVIC 79 (25k x)
TLKM 2,960 (20k x)

Top Loser

TAXI 1 (-50%)
BEBS 6 (-14.2%)
IBFN 6 (-14.2%)
NINE 6 (-14.2%)
CLPI 1,120 (-12.5%)

Top Value

BBRI 4,790 (2012.8 IDR Bn)
BBCA 9,825 (663.7 IDR Bn)
BMRI 6,250 (569.6 IDR Bn)
BRPT 1,260 (446.8 IDR Bn)
BBNI 4,710 (290.6 IDR Bn)

ECONOMIC CALENDAR



Monday July 01 2024				Actual	Previous	Consensus	Forecast
7:30 AM	ID	S&P Global Manufacturing PMI JUN		50.7	52.1		51
8:45 AM	CN	Caixin Manufacturing PMI JUN			51.7	51.2	51.2
11:00 AM	ID	Inflation Rate YoY JUN			2.84%	2.70%	2.70%
11:00 AM	ID	Core Inflation Rate YoY JUN			1.93%	1.96%	2.00%
11:00 AM	ID	Inflation Rate MoM JUN			-0.03%	0.06%	0.10%
11:45 AM	ID	Tourist Arrivals YoY MAY			23.23%		23.50%
8:45 PM	US	S&P Global Manufacturing PMI Final JUN		51.3	51.7		51.7
9:00 PM	US	ISM Manufacturing PMI JUN		48.7	49		50
9:00 PM	US	ISM Manufacturing Employment JUN		51.1			51
9:00 PM	US	Construction Spending MoM MAY		-0.10%	0.10%		0.10%
9:00 PM	US	ISM Manufacturing New Orders JUN		45.4			46
9:00 PM	US	ISM Manufacturing Prices JUN		57	55.9		56
Tuesday July 02 2024				Actual	Previous	Consensus	Forecast
9:00 PM	US	JOLTs Job Openings MAY		8.059M	7.85M		7.9M
9:00 PM	US	JOLTs Job Quits MAY		3.507M			3.5M
Wednesday July 3 2024				Actual	Previous	Consensus	Forecast
7:30 PM	US	Balance of Trade MAY		\$-74.6B		\$-76B	\$-76B
7:30 PM	US	Exports MAY		\$263.7B			\$265B
7:30 PM	US	Imports MAY		\$338.2B			\$341B
7:30 PM	US	Initial Jobless Claims JUN/29		233K	235K		235.0K
7:30 PM	US	Continuing Jobless Claims JUN/22		1839K			1841.0K
7:30 PM	US	Jobless Claims 4-week Average JUN/29		236K			238.0K
8:45 PM	US	S&P Global Composite PMI Final JUN		54.5	54.6		54.6
8:45 PM	US	S&P Global Services PMI Final JUN		54.8	55.1		55.1
9:00 PM	US	ISM Services PMI JUN		53.8	52.5		53.5
9:00 PM	US	ISM Services Business Activity JUN		61.2			61
9:00 PM	US	ISM Services Employment JUN		47.1			47
9:00 PM	US	ISM Services New Orders JUN		54.1			54
9:00 PM	US	ISM Services Prices JUN		58.1			57.8
Thursday July 04 2024				Actual	Previous	Consensus	Forecast
1:00 AM	US	FOMC Minutes					
Friday July 05 2024				Actual	Previous	Consensus	Forecast
10:00 AM	ID	Foreign Exchange Reserves JUN		\$139B			\$140.0B
4:40 PM	US	Fed Williams Speech					
7:30 PM	US	Non Farm Payrolls JUN		272K	180K		160.0K
7:30 PM	US	Unemployment Rate JUN		4%	4%		4.00%

JAKARTA (Head Office)

Gedung Sucaco Lt 3
JL. Kebon Sirih Kav. 71
Jakarta Pusat – 10340
Telp : +622139836420

SEMARANG

JL. Sembodro No. 12A, Plomblokan
Kec. Semarang Utara, Kota Semarang
Jawa Tengah – 50171
WA : +6281808054623
Telp : +62243512068

SURABAYA

Ruko Galeri Bukit Indah
(Pakuwon Indah) RK03-001, Kel. Lontar
Kec. Sambikerep, Surabaya, Jawa Timur
WA : +62 856-7279-999
Telp : +623198700528

Telp : +62 21 3983 6420

Fax : +62 21 3983 6422

Email:

admin.aonline@erdikha.com

aof.elit@erdikha.com

Career: hrd@erdikha.com

Disclaimer :

The information contained herein has been compiled from sources that we believe to be reliable. No warranty (express or implied) is made to the accuracy or completeness of the information. All opinions and estimates included in this report constitute our judgment as of this date, without regards to its fairness, and are subject to change without notice. This document has been prepared for general information only, without regards to the specific objectives, financial situation and needs of any particular person who may receive it. No responsibility or liability whatsoever or howsoever arising is accepted in relation to the contents hereof by any company mentioned herein, or any their respective directors, officers or employees. This document is not an offer to sell or a solicitation to buy any securities. This firms and its affiliates and their officers and employees may have a position, make markets, act as principal or engage in transaction in securities or related investments of any company mentioned herein, may perform services for or solicit business from any company mentioned herein, and may have acted upon or used any of the recommendations herein before they have been provided to you. Available only to person having professional experience in matters relating to investments.